

# ALUMINUM & VINYL STORM DOORS

built for living...engineered for life!



**EVERLAST**  
ALUMINUM LTD.

# ALUMINUM storm doors

## FEATURES

- Self lubricating hinges
- Heavy wall extruded aluminum frame
- Diecast internal miter corners
- Durable baked enamel duracron finish
- Heavy duty torsion bar closer
- Installation hardware included
- Tempered safety glass
- Triple rubber sweep
- Victoria Doors #1 to #4 & Colonial comes with interchangeable screen on top section only




Aluminum  
Retractable Screen  
(Interior View)



Aluminum  
Retractable Screen  
(Exterior View)



Self Storing  
Available with  
retractable screen



Deluxe SS  
Available with  
retractable screen



3-Lite Self Storing  
Available with  
retractable screen



Comes with  
interchangeable  
screen unless  
specified "without  
screen" when  
ordered.

One Lite

# VINYL storm doors

## FEATURES & BENEFITS


- Aluminum stiffener throughout for strength and maximum durability.
- Fusion welded 45 degree corners with mechanically fastened 90 degree aluminum angle brackets for added strength.
- Aluminum pre hung frame for easy installation.
- Comes with choice of Brass, Silver or optional oil rubbed bronze elite lever handle with matching door sweep.
- Durable royal bond paint finish available in standard paint finishes.
- Custom colours available upon request.
- In compliance with storm door CGSB-82-GP-3M standard.



Vinyl Storm Door corner detail

Prestige Retractable Screen





Victoria No. 1



Victoria No. 2



Victoria No. 3



Victoria No. 4



Victoria No. 5



Colonial



No screen

Full View



Available with retractable screen

3/4 Self Storing

## MAXVIEW



- Full tempered glass insert for maximum viewing.
- Perfect for not obscuring decorative glass inserts on entry doors.

## PRESTIGE



- Hidden retractable screen for easy ventilation.
- Screen is hidden in top door rail. Slides from top down and locks into multiple venting positions.
- Decorative horizontal SDL Bar.
- Perfect for not obscuring decorative half glass inserts on entry doors.

Note: Vinyl storm doors also shown on front cover

# PORCH enclosures

## FEATURES

- All porch enclosures are constructed with 2" heavy wall extruded aluminum frame.
- Each enclosure comes with any style of our aluminum storm doors. Refer to our aluminum storm door section for selections.
- Upon receiving the porch enclosure all hardware and joining channels are provided for easy installation. All necessary U, L, & H channels are provided as required.
- Everlast Porch Enclosures are custom made to meet all of your unique requirements. Whether it is used for protection against the winter months or protection against mosquitoes in the summer; there are no limitations as to what your new Everlast Porch Enclosure can do for you.




Shown with optional Prestige Vinyl Storm Doors

# STORM windows




- Durable baked enamel duracron finish.
- 3mm single float glass.
- Available frame sizes: overlap 1 1/4" flange and blindstop 1/2" flange.
- Optional sill expander.
- Available styles: SS, IL, ML, DSS.
- Ideal for protecting entry door sidelites and transoms.


## DECORATIVE options



Patterned V-Groove Design



15 Square V-Groove Design



Border V-Groove Design



V-Groove Design



Floral Option A  
-Sandblasted-



Floral Option B  
-Sandblasted-



Floral Option C  
-Sandblasted-



Tri-Lite Floral  
(sandblasted)

# STORM DOOR options

## COLOURS

PLEASE NOTE: Everlast's exclusive colours are as true to life as can be reproduced in print.

Actual colours may vary from print.



## DOOR OPTIONS



- "Pet Mesh", polycoated fibre glass screen which helps prevent pet tears.
- Bottom venting side slider instead of standard kickplate.
- Brass, Silver or Oil Rubbed Bronze Box Sweep available.

# HARDWARE

## Dx Handle



Brass-25  
 White-24,  
 Brown-28  
 Satin Silver-26  
 Gold-27  
 Ivory-29  
 Sandalwood-30,  
 Commercial Brown-31  
 Oil Rubbed Bronze-32

## Elite Lever Handle



Brass-50  
 Silver-60  
 Oil Rubbed Bronze-70

## Keyed Deadbolt



Brass-27  
 White-2KW  
 Gold-2KG  
 Brown 2KB,  
 Ivory 2KI  
 Sandalwood 2KS  
 Satin Silver 2KSS,  
 Commercial  
 Brown-2KCB  
 Oil Rubbed Bronze-2KORB

## Interior Deadbolt



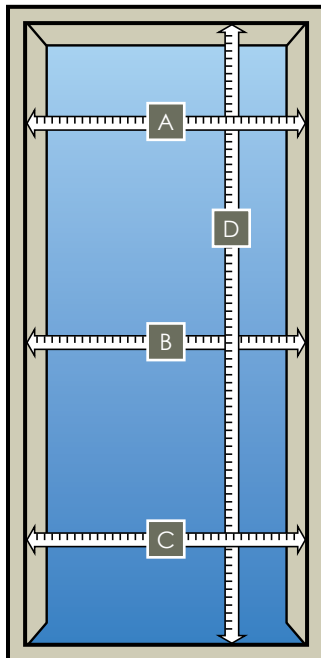
White  
 Brown  
 Gold  
 Ivory  
 Sandalwood  
 Silver  
 Commercial  
 Brown  
 Oil Rubbed Bronze

## NEW Finish



**OIL RUBBED BRONZE**

# HOW TO measure your door.

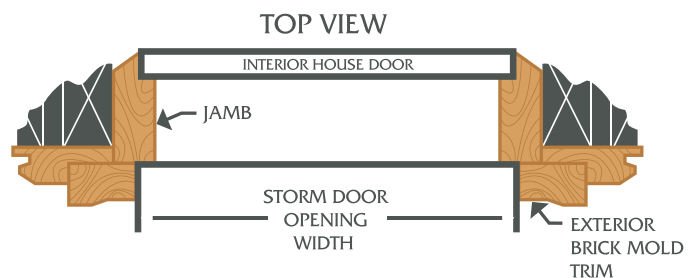


**A** \_\_\_\_\_ width

**B** \_\_\_\_\_ width

**C** \_\_\_\_\_ width

**D** \_\_\_\_\_ height



# EVERLAST ALUMINUM LTD.

[www.everlast.biz](http://www.everlast.biz)



  
**AIR-TITE**  
INSULATING GLASS INC.

  
**ALUMITEX**  
WINDOWS AND DOORS INC.

Distributed by: