





**TRIMLITE**  
FRENCH DOORS



# Designer Series : Hastings



- Bevel
- Leaded Medallion
- Grey Ripple
- Drawn
- Mica

Hastings Z

To help your decision making process, we have created a "Privacy Rating" for all of our designs. This will help you select the design that has the level of openness or obscurity that suits you best. Note: This rating is subjective. It should only be used when comparing Trimplite designs.

Hastings Z

5

Hastings Z

Shown in an 8ft door

5


- 0
- 1
- 2
- 3
- 4
- 5
- 6
- 7
- 8
- 9
- 10

Completely Clear Objects can be clearly seen through the glass from the opposite side.

Diffused/Distorted Objects are distorted, but can still be detected from the opposite side.

Completely Opaque Only light will travel through from the opposite side.


# Designer Series : Lexington



Lexington P  
Shown in an 8ft door



Lexington P



Lexington P

## Caming Options:

Brass B Patina P Zinc Z  
Indicates caming finish available in each design. The caming featured in the accompanying photograph will be underlined. (eg: P). Exceptions are noted.

Designer Series :



Lancaster Z & P

5



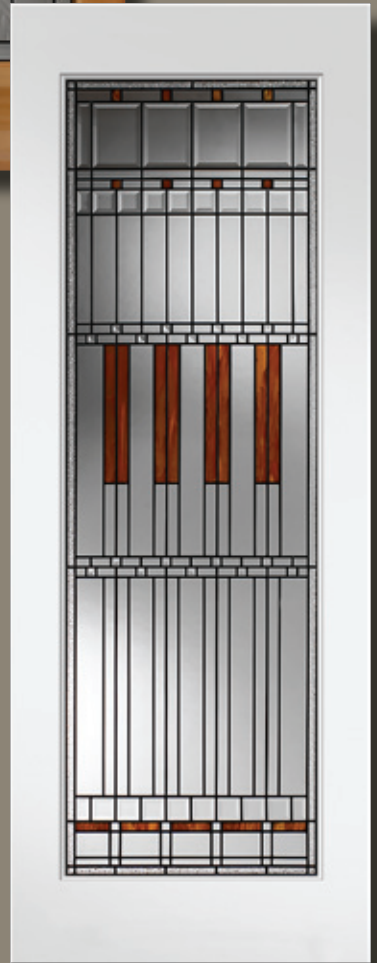
Gettysburg Z

2



Waterton P  
Shown in Clear Pine

5



Newport P

3



Lancaster P  
Shown in Fir

Builder Series :



Wood Bar Flat

Beveled\* B, P & Z  
Option: Flat\* Glass

1



Glue Chip\* B, P & Z  
Shown in Red Oak

8



Wood Bar Flat\*  
Options: Clear Beveled Glass\*  
and Diffused Satin Glass\*

1  
1  
9



Monte Carlo B & Z

7

\* 2/0 and 2/2 doors will be 10 lite



## Castlite / V-Groove



Madison Detail



Riverton Detail  
3/8" Groove

Madison Castlite  
Shown in Fir

Madison Castlite<sup>‡</sup> **8**




## Retro / Etch




Pinreed<sup>TM‡</sup> **9**

Cross Reed<sup>TM‡</sup> **9**


Rain<sup>TM‡</sup> **9**



Pinreed<sup>TM</sup>  
1/2" (12mm)



Cross Reed  
1/2" (12mm)



Rain<sup>TM</sup>



Diffused  
Satin<sup>‡</sup> **9**

Pantry (Satin)<sup>‡</sup>  
2/0, 2/2, 2/4, 2/6 only  
Shown in Maple

**8**

<sup>‡</sup> Tempered Safety glass  
Other glass options available. Contact your dealer for more information.



Riverton Clear<sup>†</sup> 1

## Species



Premium Primed



Douglas Fir<sup>†</sup>



Cherry<sup>†</sup>



Red Oak<sup>†</sup>



Clear Pine<sup>†</sup>



Maple<sup>†</sup>

## Specifications



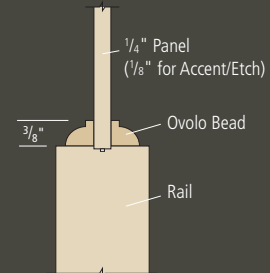
6/8



7/0<sup>†</sup> \*\*



8/0<sup>†</sup> \*\*



Cross Section

THICKNESS:

1<sup>3</sup>/<sub>8</sub>"

WIDTHS:

Designer Series

2/0\*, 2/4, 2/6, 2/8, 2/10\*, 3/0

Builders Series

2/0, 2/2\*, 2/4, 2/6, 2/8, 2/10, 3/0

Accent/Retro/Etch Series

2/0, 2/2\*, 2/4, 2/6, 2/8, 2/10\*, 3/0

HEIGHTS:

6/8, 7/0\*\*, 8/0\*\*

PANELS (8/0 Only):

1/4" flat panel

DOOR DIMENSIONS (includes ovolo bead):

Stiles: 4<sup>1</sup>/<sub>2</sub>"

Lock Rail: 4<sup>5</sup>/<sub>8</sub>"

Top Rail: 4<sup>1</sup>/<sub>2</sub>" \*\*

Bottom Rail: 9<sup>1</sup>/<sub>8</sub>" \*\*

## Caming Options



Brass Caming (B)

Subtle gloss finish that defines luxury and style.



Patina Caming (P)

Black satin finish offers a rustic or antique look to your home.



Zinc Caming (Z)

Brushed chrome appearance brings a contemporary look to your interior.

<sup>†</sup> Please contact your dealer for product availability.

\* Only available in select models. Please ask dealer for details.

\*\* 7/0 & 8/0 doors may have a larger top and/or bottom rail.

Dimensions will vary depending on species.

8/0 Wood Bar doors will have an extra row of lites instead of a bottom panel.





Riverton Clear



Surrey BC Canada T: 604.533.4111 F: 604.533.2026  
Burlington ON Canada T: 905.335.1559 F: 905.335.6464  
E: [info@trimlitecanada.com](mailto:info@trimlitecanada.com) [www.trimlitecanada.com](http://www.trimlitecanada.com)