

# Windows

inspired by you.






A man and a woman are shown in profile, looking out a window. The man is in the background, wearing a striped shirt, and the woman is in the foreground, wearing a grey top. They both have a serene expression. The window is on the right side of the frame, showing a bright outdoor scene.

# Contents

---

5.....	CHOOSING A WINDOW
6.....	CHOOSE YOUR MATERIAL
23.....	PATIO DOORS

28.....	SELECT YOUR GLASS
32.....	ACCESSORIES
34.....	HARDWARE



A pair of tall windows topped with smaller transoms frames the horizon and brightens the room.


## Which window is right for you?

That depends on the style of your home, the size of your budget and your own preferences. With Ply Gem, you can choose from a wide range of styles to meet your needs. To help stretch your budget while maintaining a consistent look, consider upgrading the windows in the front and choose less costly windows in the back that are identical on the interior. If you're looking for more colourful options, our Fusion Colour Wrap series or aluminum clad windows offer a wide spectrum of choices. Whatever inspires you, look to Ply Gem for solutions custom made for you.



# 4 steps to your new windows.

Choosing new windows doesn't have to be complicated. Budget and colour will influence your choice of vinyl or clad windows. The design of your home will help determine the style you select. Light and climate conditions will help you choose the best glass option. After that, you can customize the look with grilles and hardware.





# 1

## Choose **frame material**.

- ▶ **Vinyl** – Our vinyl windows offer great value, energy efficiency and a lifetime of low-maintenance beauty.
- ▶ **Clad Vinyl** – Our Design Series, offers the beauty of aluminum on the outside with the energy efficiency and low maintenance of vinyl on the inside. Design Architectural Series offers an exterior & interior aluminum frame perfectly suited for today's modern style homes.
- ▶ **Clad Wood** – Signature Series windows offer the natural beauty of wood on the inside and colourful, durable aluminum cladding on the outside.

# 2

## Select **your style**.

Choose from six different styles: single hung, sliding, casement, awning, fixed and picture windows. Combinations with or without architectural shapes are also available. For an explanation of window styles, **see page 22**.

# 3

## Get the **right glass for you**.

We offer several glass options to meet specific climate conditions. Choices include double - or triple-glazing tailored to your needs with LoE coatings and argon gas fill. In addition, we offer glass options for safety, privacy and sound control. **See page 28 for details.**

# 4

## Add the **finishing touches**.

Grilles can turn a plain window into a stylish statement. Hardware finishes and trim options also play a part in your window's aesthetics. **Explore your options on page 32.**





## Vista Series Vinyl

- Slimline design
- Dual exterior glazed insulated glass
- Narrow sash design for maximum viewing area
- Common frame construction with continuous head and sill for a clean appearance


See page 8



## Comfort Series Vinyl

- Timeless design with high-performance options
- Triple exterior glazed insulated glass for energy efficiency
- Oversized frame designed with a full-sized sash
- Pairs well with Vista Series
- Common frame construction with continuous head and sill for a clean appearance

See page 10



## Classic Series Vinyl

- Premium design suited for a traditional home
- Dual interior glazed insulated glass
- Windows feature equal sightlines
- Pair with Enviro or Design Series for triple-glazed insulated glass and colour options

See page 12



## Enviro Series Vinyl

- Energy saving, high-performance vinyl option, perfect choice for harsh climates
- Triple interior glazed insulated glass for energy efficiency
- Wide frame and equal sightlines
- Pairs well with Classic or Design Series windows

See page 14



## Design & Design Architectural Series Aluminum Clad Vinyl

- Contemporary, architectural design
- Durable and colourful extruded Aluminum exterior
- Design Series offers a low maintenance vinyl interior
- Design Architectural Series offers a modern extruded aluminum interior
- Available with Dual or Triple glazed insulated glass options
- Wide frame works seamlessly with Classic or Enviro Series

See page 16 & 18



## Signature Series Aluminum Clad Wood

- Premium traditional wood design solution
- Durable, colourful extruded Aluminum exterior
- Beautiful interior craftsmanship with pine wood
- Available with Dual or Triple exterior glazed insulated glass options

See page 20





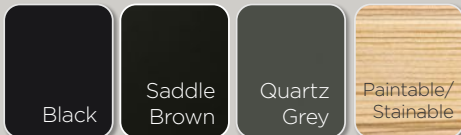
## Features & Benefits

- ▶ Multi-layered film is applied to vinyl using polyurethane reactive hot melt to create permanent bond between wrap and vinyl
- ▶ Easily withstands the most extreme heat and cold conditions
- ▶ Extremely resistant to scratches and abrasions
- ▶ Unaffected by environmental pollutants
- ▶ Performs well in sea-side applications
- ▶ Dirt and grime are easily cleaned away using normal mild household cleaners
- ▶ Available in black for interior and exterior application

## Frame Colour

Interior/Exterior

Interior



Colours are reproduced as accurately as printer technology allows.

**FUSION**  
COLOUR WRAP™

A cost effective solution to add colour to the interior and exterior of vinyl windows and sliding patio doors

## Structure of the exterior film Renolit Exofol FX

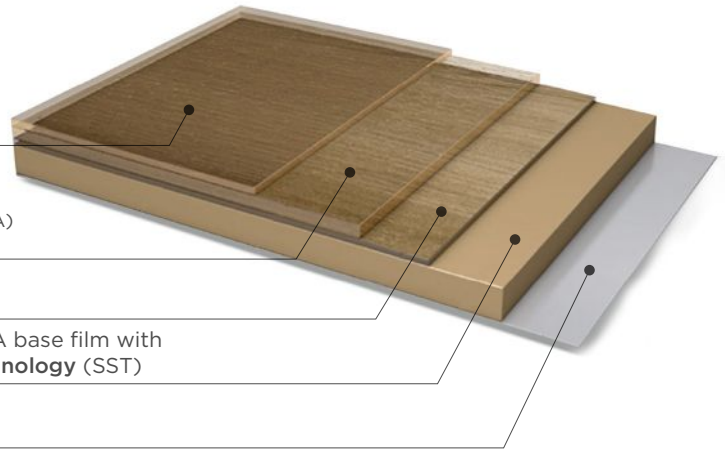
Transparent  
**Polyvinylidene  
Fluoride**  
(PVDF) layer

Transparent  
**Polymethyl  
Methacrylate**(PMMA)  
Film Print

Print Layer

Pigmented PMMA base film with  
**Solar Shield Technology** (SST)

Primer



## Brickmould

1 5/8" & 2" Renovation brickmould featuring removable cap to allow installation without disturbing exterior finishes.

Available on four sides or with subsill.

New construction brickmolds option has a nail fin for easy installation.

Rebate flush frame option is ideal for replacing aluminum sliders.



2" Brickmould

## Simulated Divided Lites (SDL)

Interior and exterior colours are matched to window or patio door.



1" SDL

2" SDL



# Vista Series

VINYL WINDOWS



Slimline design. **Expanded view.**

A clean, modern profile. Sturdy, steel-reinforced construction.

A contemporary look built to last. Our Vista Series vinyl windows enhance any home at a price that fits any budget.





## Standard Features

### ► Seals out the elements

Tri-Fin weatherstripping prevents drafts, dust and moisture from getting in.

### ► Smooth operation

Spring balance system makes opening and closing single-hung windows easy; holds sash open at any height.

### ► Built-in security

Anti-lift sash on sliding windows prevents forced entry.

## MATCHING PATIO DOOR



## Frame Colours

Exterior/Interior



Interior



Colours are reproduced as accurately as printer technology allows.

## Hardware Colours




Hardware available in 5 colours and finishes. See page 34 for details.

## Common Frame Construction

Vista windows have a common frame. Multi-lite windows feature a continuous head and sill design that provides a clean appearance and eliminates the need for mulls, which are susceptible to air and water penetration.



Steel-reinforced interlocking sashes increase structural integrity.



Low-friction nylon rollers ensure smooth, effortless operation.





# Comfort Series

VINYL WINDOWS



Triple-glazed for **total comfort.**

With sashes that accept full-size triple-glazed units, Comfort Series windows help keep your home cozy even in Arctic conditions. They're ideal wherever comfort and energy savings are paramount.







## Standard Features

### ► Seals out the elements

Tri-Fin weatherstripping prevents drafts, dust and moisture from getting in.

### ► Sturdy construction

Steel-reinforced interlocking sashes increase structural integrity, water resistance and wind load.

### ► Smooth operation

Two sets of tandem rollers distribute weight of triple glazing to ensure sliding windows glide easily.



## MATCHING PATIO DOOR



Our Vista Series patio door pairs well with all our vinyl windows.

## Frame Colours

Exterior/Interior



Interior



Colours are reproduced as accurately as printer technology allows.

## Hardware Colours



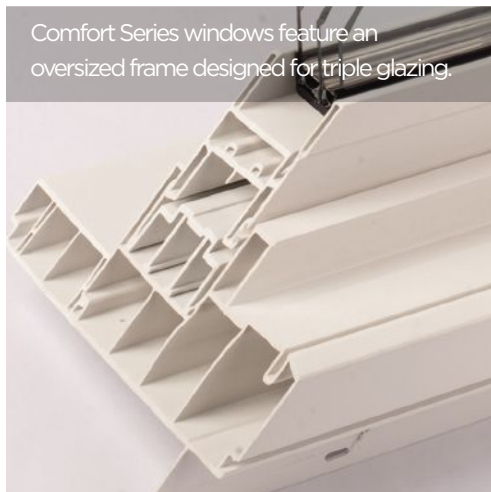
Hardware available in 5 colours and finishes. See page 34 for details.

## Common Frame Construction

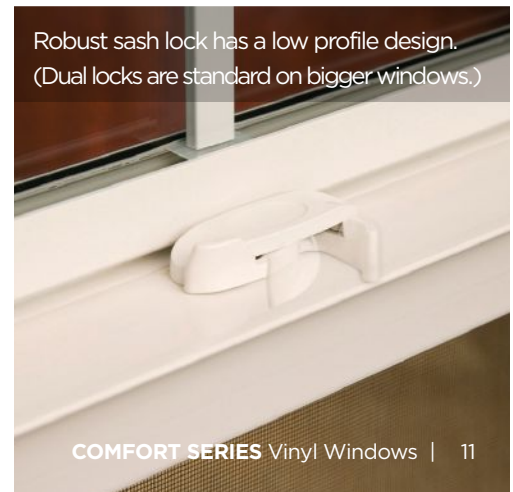
Comfort windows have a common frame. Multi-lite windows feature a continuous head and sill design that provides a clean appearance and eliminates the need for mulls, which are susceptible to air and water penetration.



Comfort Series windows feature an oversized frame designed for triple glazing.



Robust sash lock has a low profile design. (Dual locks are standard on bigger windows.)





# Classic Series

VINYL WINDOWS



## Wider profile. **Classic style.**

Yesterday's wood windows tended to have wider frames than today's sleek vinyl windows. Our Classic Series windows recreate the traditional wider profile without the traditional maintenance.





## Standard Features

### ► Seals out the elements

Tri-Fin weatherstripping prevents drafts, dust and moisture from getting in.

### ► Built-in security

Anti-lift sash on sliding windows prevents forced entry.

### ► Energy-saving glass

Designed for double glazing, Classic Series windows can be tailored to your requirements.



## MATCHING PATIO DOOR



Our Classic Series patio door pairs well with all our vinyl windows.

## Frame Colours

Exterior/Interior




Interior



Colours are reproduced as accurately as printer technology allows.

## Hardware Colours



Hardware available in 5 colours and finishes. See page 34 for details.

## Balanced views.

Classic single-hung and sliding windows have equal sight lines. It simply means the sashes are identical. (Casement and awning windows can be combined with fixed windows to create equal sight lines.)



Steel-reinforced interlocking sashes increase structural integrity.



For more colour, put Design Series clad windows out front. On the interior, they're identical to Classic Series windows.





# Enviro Series

VINYL WINDOWS



**A beautiful choice** for harsh climates.

A robust frame designed for triple-glazing suits both traditional and modern style homes. Advanced engineering ensures year-round comfort.





## Standard Features

### ► Seals out the elements

Tri-Fin weatherstripping prevents drafts, dust and moisture from getting in.

### ► Secure locks

Casement and awning windows come standard with Truth Encore® multipoint locks.

### ► Energy-saving glass


Designed for triple glazing, Enviro Series windows are also available with double-glazing designed for sound control.

## MATCHING PATIO DOOR



Our Classic Series patio door pairs well with all our vinyl windows.

## Exterior Frame Colours



Colours are reproduced as accurately as printer technology allows.

## Hardware Colours



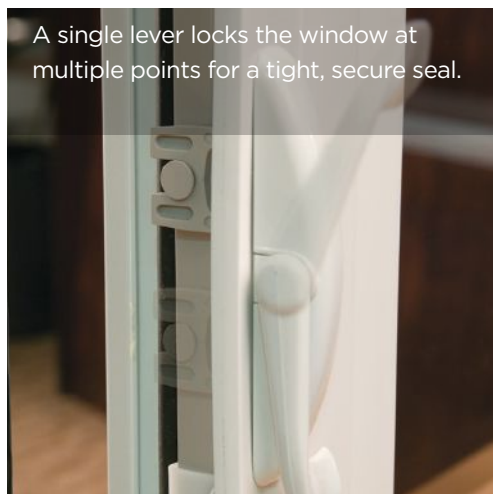
Hardware available in 5 colours and finishes. See page 34 for details.

## Accent your style

Grille patterns add character to a plain window. For grille options see page 32.



A single lever locks the window at multiple points for a tight, secure seal.



Our brickmould options allow you to trim your windows in style. For details, see page 35.





# Design Series

ALUMINUM-CLAD VINYL WINDOWS



Make a **bold statement.**

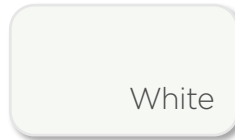
Our aluminum clad vinyl windows offer the best of both worlds: durable, colourful exteriors and low-maintenance vinyl interiors. They pair well with our double-glazed Classic or triple-glazed Enviro Series windows.







## Interior Frame Colours


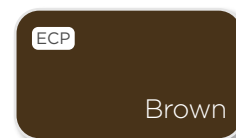


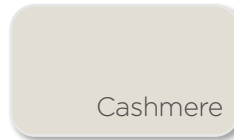
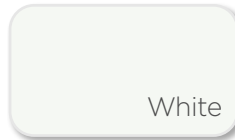


## Hardware Colours



Hardware available in 5 colours and finishes. See page 34 for details.

## Exterior Frame Colours



### ECP ENHANCED COLOUR PROTECTION

An innovative Kynar® coating helps protect our darker colours from fading and chalking. Colours are reproduced as accurately as printer technology allows.

## Standard Features

### ► Seals out the elements

Tri-Fin weatherstripping prevents drafts, dust and moisture from getting in.

### ► Smooth operation



Spring balance system makes opening and closing single-hung windows easy; holds sash open at any height.

### ► Energy-saving glass


Design Series windows are available with double- and triple-glazing. Insulated glass units with LoE<sup>+</sup> and argon can be tailored to your requirements.

### ► Mbar Addition

Our Design Series of casement and direct set windows now include a vinyl Mullion Bar "Mbar" profile which is stronger than the previous "Tbar" profile. Allowing for common-frame configurations to attain structural ratings only achieved through steel-reinforced factory mulling, "Mbar" is a superior profile for the structural integrity of your windows.



Stile and rail design for a bold and modern look.



Offered with a number of SDL, SML and in-glass grille options for architectural detail.





# Design Architectural Series

ALUMINUM-CLAD VINYL WINDOWS



## Modern **innovation.**

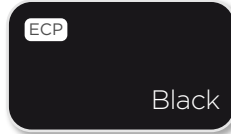
The Design Architectural Series window offers an exterior and interior extruded aluminum frame that allow for durable colour options perfectly suited for today's modern style homes and buildings.

# Design Architectural Series

ALUMINUM-CLAD WINDOWS



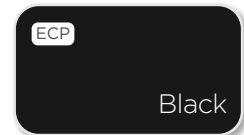
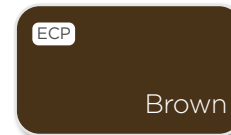
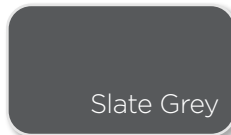



## Interior Frame Colour



### ECP ENHANCED COLOUR PROTECTION

An innovative Kynar® coating helps protect our darker colours from fading and chalking. Colours are reproduced as accurately as printer technology allows.

## Exterior Frame Colours



## Standard Features

### ► Fully extruded aluminum


Fully extruded aluminum components provide long lasting strength and beauty.

### ► Energy efficiency

Vinyl Performance Core provides superior energy efficiency over traditional thermally broken products.

### ► Structural mullions and continuous frames

Steel reinforced mullions provides structural integrity and continuous nailing fin and frame ensure a water tight frame.



## Contemporary Hardware

Proprietary hardware available in 3 colours

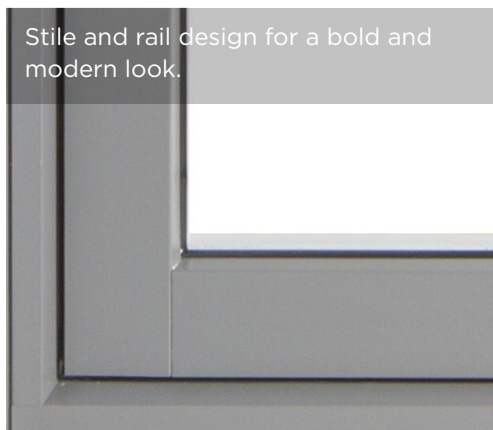


## Balanced views

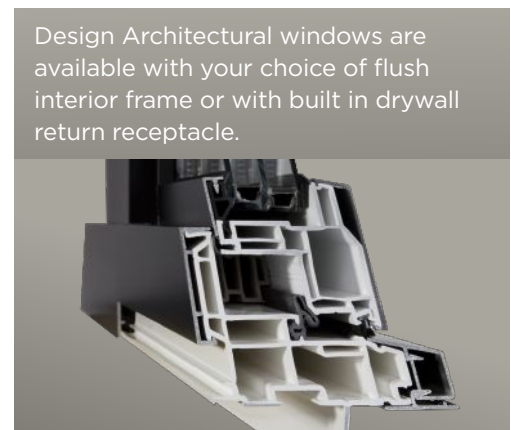
Design Series windows have balanced sight lines. It simply means the sashes on casement and picture combinations are balanced. Equal lite options are also available with fixed combinations.



Stile and rail design for a bold and modern look.



Design Architectural windows are available with your choice of flush interior frame or with built in drywall return receptacle.





# Signature Series

ALUMINUM-CLAD WOOD WINDOWS



Traditional craftsmanship.  
**Enduring beauty.**

Signature Series windows are crafted from pine, selected for its strength and extraordinary beauty. The interior can be stained to bring out the fine grain or painted to match your décor. Aluminum cladding protects the exterior from moisture.





## Standard Features

### ▶ Aluminum clad exterior

Durable extruded cladding brightens your home with an array of colours.


### ▶ Weathertight construction

Corner Key joints are sealed to prevent water and air infiltration.

### ▶ Energy-saving glass

Signature Series windows are available with double- or triple-glazing. Insulated glass units with LoE and argon can be tailored to your needs.

## MATCHING PATIO DOOR



Our Signature Series patio door matches Signature Series windows beautifully.



Pine interiors can be stained or painted to match your décor.

## Exterior Frame Colours



### ECP ENHANCED COLOUR PROTECTION

An innovative Kynar<sup>®</sup> coating helps protect our darker colours from fading and chalking. Colours are reproduced as accurately as printer technology allows.

Multi-point lock enhances security and ensures a weather-tight seal.



Sealed mortise and tenon joints are reinforced with corner keys.





# A window **for every view.**



## Single Hung

---

Single-hung windows have a fixed upper sash and a lower sash that slides vertically to allow ventilation. Popular for traditional homes.



## Casement

---


Casements are hinged on one side and crank open to catch the breeze. They have a contemporary look and are a popular choice over kitchen counters.



## Awning

---

Awning windows are hinged at the top and open outward. Placed high on a wall, they provide light and ventilation while maintaining privacy. Placed below larger fixed windows, they provide ventilation and deflect light rain.



## Horizontal Slider

---


Horizontal sliding windows have one fixed sash and one sash that slides left or right. Popular for modern homes and where you don't want an open sash extending over a deck or patio.



## Fixed Pane

---

Non-operating windows including picture windows and architectural shapes such as half-round, elliptical and trapezoid.



## Combinations


---

Shapes such as arch-top windows can be combined over standard windows to create a distinctive look. Multiple windows can also be combined to create panoramic views and connect a room to the outdoors.

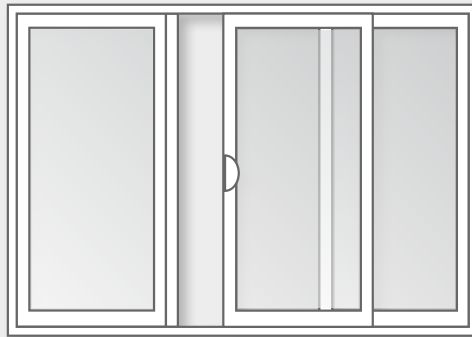
# A Door that **fits your life.**

## Sliding Patio Doors

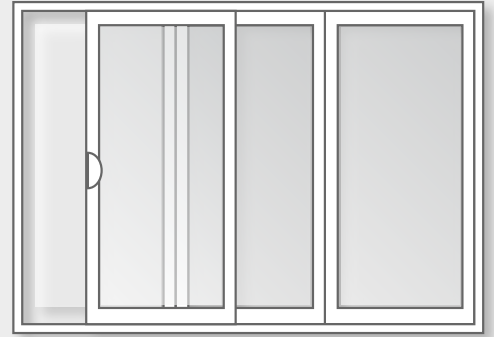
Sliding patio doors are a good choice where floor space is limited. They provide light, expansive views and an easy transition between indoors and out.



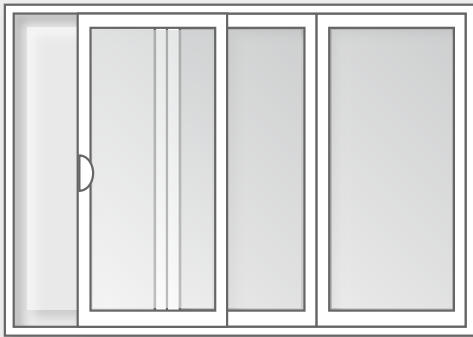
**2 Panel** - Either panel can be active.



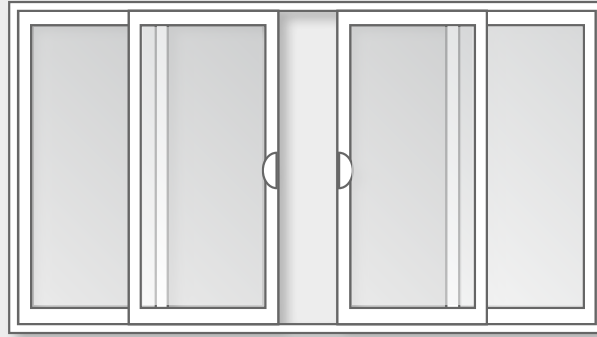
**3 Panel Vinyl** - Middle panel active for vinyl series.



**3 Panel Vinyl** - Active outside panel (left or right)  
\*Vista Series Vinyl Patio Door only




**3 Panel Clad** - Active outside panel (left or right)




**4 Panel** - Both center panels are active.

## Hinged Patio Doors


Hinged patio doors are either outswing or inswing and create an elegant gateway to the outdoors. Also available as a single panel door.



**2 Panel Fixed** - Either panel can be active, one panel is fixed.



**2 Panel Double Door** - Both panels can be active.



**3 Panel** - Any of the three panels can be active.



# The perfect doors for our windows.



Our sliding patio doors are available in vinyl, clad vinyl and clad wood. (Clad-wood doors are also available as hinged French doors.) Designed to coordinate with our windows, they provide the perfect gateway between your indoor and outdoor living spaces.

# Vista Series

## VINYL PATIO DOORS



Like our vinyl windows, our vinyl patio doors are designed to make your home more beautiful and more comfortable.

### ► Seals out the elements

Triple weatherstripping prevents drafts, dust and moisture from getting in. The vinyl welded common frame helps prevent air and water penetration.

### ► Strong and secure

Interlocking stiles are reinforced with steel.

### ► Large sizes

Available in 8-ft. height to accommodate taller ceilings. Wider 12-ft. panels available in 3- or 4-panel units.

### ► In-Glass Blinds

An energy-efficient, attractive and easily maintained privacy option.



### Hardware Colours

Choose from a variety of standard and designer colours. See page 34 for details.

### Frame Colours

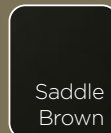
Exterior/Interior



White



Black



Saddle Brown



Quartz Grey

Interior



Paintable/  
Stainable

Colours are reproduced as accurately as printer technology allows. Toelock is optional for additional security.

# Classic Series

## VINYL PATIO DOORS

This sturdy wood frame sliding door is entirely clad in vinyl. It's one of the quietest, smoothest patio doors on the market.

### ► Seals out the elements

Triple weatherstripping prevents drafts, dust and moisture from getting in.

### ► Strong and secure

Interlocking stiles are reinforced with steel. Features a mechanically fastened woodbuck frame.

### ► Large sizes

Available in 8-ft. height to accommodate taller ceilings. Wider 12-ft. panels available in 4-panel units.

### Frame Colours



White



### Hardware Colours

Choose from a variety of standard and designer colours. See page 34 for details.



Colours are reproduced as accurately as printer technology allows. Toelock is optional for additional security.



# Design & Design Architectural Series

## CLAD PATIO DOORS

### ► Design Series

On the outside, extruded aluminum cladding ensures lasting beauty. On the inside, high performance vinyl offers a clean, low-maintenance look.

### ► Design Architectural Series

A modern update on a proven performer. Featuring fully extruded aluminum cladding to both the interior and exterior, this door is perfectly suited for today's modern style homes.

### ► Sturdy construction

Multi-chamber, 100% PVC frame and sash with steel reinforcements ensure lasting beauty.

### ► High efficiency glass

Designed for our northern climate, it increases comfort and lowers energy bills. LoE glazing ensures maximum energy rating.

### ► In-Glass Blinds

An energy-efficient, attractive and easily maintained privacy option.

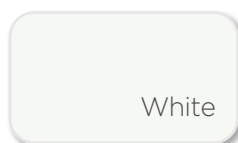


### Matching Hardware



Matched hardware for both interior and exterior colours. See page 34 for details.

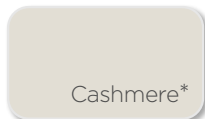
## Interior Colours




White

Colours are reproduced as accurately as printer technology allows.  
\*Available in Design Architectural Series Only.


## Exterior Colours




Cashmere\*



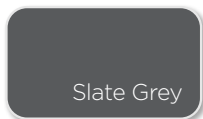
Sable\*



Brown



Black



Slate Grey



Clear Anodized



Beige

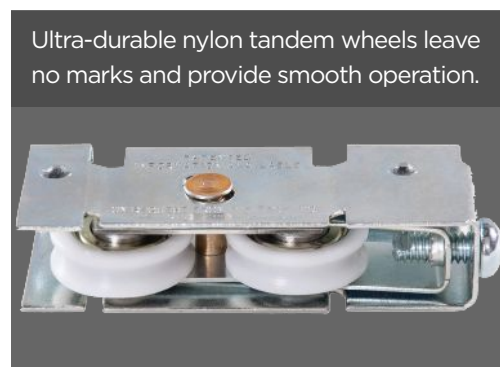
\*Available in Design Series Patio Doors Only.



White toe lock is included for added security.



Aluminum raised rail protects wheels from damage and jamming from dirt and debris.



Ultra-durable nylon tandem wheels leave no marks and provide smooth operation.

Exterior **Frame Colour****ECP** ENHANCED COLOUR PROTECTION

An innovative Kynar® coating helps protect our darker colours from fading and chalking. Colours are reproduced as accurately as printer technology allows.

Hardware **Options**

Hinged patio door hardware available in a choice of styles and finishes.

Sliding patio door hardware available in a variety of colours.



► **Beautiful any way you look at it.**

On the outside, durable aluminum cladding is available in an array of colours. On the inside, the fine grain texture of pine can be stained or painted to match your décor.

► **Sliding patio door**

Available in two styles: Narrow Rail (2¾" width stiles and rails) and Wide Rail (4½" width stiles and top rail, 7¼" width bottom rail).

► **Hinged patio door**

Inswing or outswing styles in an elegant wide rail profile (4½" width stiles and top rail, 7¼" width bottom rail).



# The right glass for you.

Our energy-saving Eco Glass options keep summer heat out and winter heat inside the house. All come with argon gas between the panes to increase insulation values. In addition, different types of LoE coatings are applied to the glass for low, medium or high solar gain.

## What is LoE?

Low emissivity (LoE) coatings are applied to glass surfaces to reduce the transfer of heat through the window. High solar gain LoE lets more of the sun's heat pass into a room. Low solar gain Lo blocks more of the sun's heat.

## ECO GAIN 180

### High Solar Gain Glass

A great choice for our northern climate because it allows solar energy to pass through the glass to provide “free heat” in winter. LoE reflects heat back into the room, reducing home heating needs. Throughout the year, Eco Glass Gain 180 protects furnishings from fading and insulates against extreme temperatures.



## Sunny or shady outlook?

South and west-facing windows get the most sunlight. If you want to take advantage of free heat from the sun, consider moderate or high solar gain glass in those locations. If glare is a concern, ask about our tinted glare control glass.

Speak to a Ply Gem associate for more information.

## ECO SHIELD 270

### Solar Control Glass

A good choice for variable climates. In summer, Eco Glass Shield 270 can reduce solar heat gain by 50% or more compared to ordinary glass. In winter, argon fill and LoE work together to maintain comfort and reduce energy needs. Throughout the year, Eco Glass Shield protects against fading without darkening your view.

## ECO MAX SHIELD 366

### Ultimate Performance Glass

This “spectrally selective” glass provides the highest level of comfort, energy savings and fade protection. Instead of one or two layers, the glass is coated with three layers of silver to block summer heat and retain your home's heat in winter – with no room-darkening tints and virtually no exterior reflectance.



# Custom made for our Canadian climate.

When you live in a country as big as ours, climate conditions vary from wet to dry to extreme hot and cold. So we design our windows to fit the conditions where you live. Our vinyl windows have air pockets inside them that insulate like a parka. Welded corners ensure air and water never get through. Double and triple-glazed glass packages can be tailored to your needs to make your home as cozy and energy efficient as possible.

## Triple-glazed comfort.



1st Pane | LoE Coating

Argon Gas

2nd Pane | Clear

Argon Gas

3rd Pane | Clear

Increase your energy efficiency with a second LoE coat. See page 29.

Our Comfort and Enviro Series are our most energy-efficient vinyl windows. Designed to accommodate a full-size triple-pane unit, they offer superior insulation values and provide the ultimate in comfort.



## Built for **peace of mind.**

One way to recognize a well-made window is to look carefully at the warranty. We offer a Limited Lifetime Warranty on our units. Compare coverage with our competitors and you'll see why Ply Gem is the right choice for your home.

# Privacy Glass


Obscure textured glass ensures privacy while allowing sunlight to brighten a room. It's ideal for bathrooms.



Arctic



Gluechip




Stain Etch



Pinhead



Rain



1/2" Reeded

## Tinted Glass

Tinted glass provides privacy, glare control and a splash of colour.



Bronze




Green



Grey

## Preserve™ Protective Film    NEAT® Glass



NEAT® glass



Ordinary glass



We help protect our windows and doors during transit and at the job site by applying a clear protective film on inner and outer glass surfaces. It eliminates masking and makes cleanup a snap. Simply peel it off to reveal spotless glass.

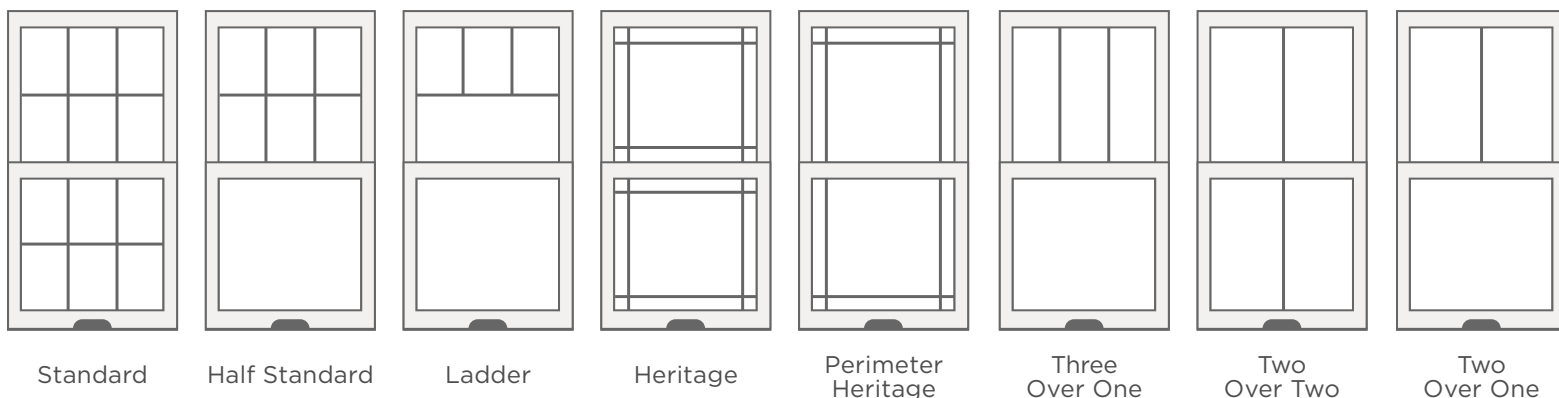


This special coating reacts with the sun's rays to loosen dirt so it rinses away when it rains. With NEAT®, your windows will stay cleaner longer and be easier to clean. Available with Eco Shield and Max Shield glass.



# Accessories

## Grille Patterns & Colours



### In-Glass Grilles

These are installed between the glass panes. You'll never have to clean them.




AVAILABLE SIZES	AVAILABLE COLOURS				
	White	Beige	Black	Brown	Grey
1" Flat Grille	•	•	•		
13/16" Flat Grille	•	•			
5/8" Flat Grille	•	•	•	•	•
5/16" Flat Grille	•	•	•		•
1" Contour Grille	•	•	•	•	
3/4" Contour Grille	•	•/*	•/*	•/*	

\* Two-tone available with white interior and black or brown exterior. Colour always faces the exterior.


### Simulated Divided Lites (SDL)

These are installed on the outer glass surfaces to simulate the look of divided panes.

#### 1" SDL VINYL



#### 1" SDL METAL CLAD VINYL




#### 1" SDL METAL CLAD WOOD




#### 2" SML VINYL



#### 2" SML METAL CLAD VINYL



#### 2" SML METAL CLAD WOOD



Exterior and interior materials and colours are matched to your windows.

## Brickmould Options

Brickmould makes your windows appear more prominent and adds character to a home.


- ▶ New Construction brickmould has a nail fin for easy installation.
- ▶ Renovation brickmould has a removable cap and is available with a subsill or brickmould on all four sides.
- ▶ Rebate flush frame and stucco return frame styles are ideal for replacing aluminum sliders.



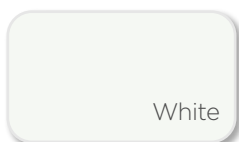
Vinyl  
Brickmould Corner



Clad  
Brickmould Corner




Rebate Flush &  
Stucco Rebate  
Frame



White



Beige



Black

Colours are reproduced as accurately as printer technology allows.

	Vinyl	Clad Vinyl	Clad Wood
2" New Construction Brickmould	•		
2" 2-Part Renovation Brickmould	•	•	•
1 5/8" 2-Part Renovation Brickmould	•		
Rebate Flush Frame	•		
Stucco Return Frame	•		


Vinyl New Construction brickmould available in white, beige and black only.

## Screens

Screens for clad wood windows are available in seven colours plus stainable wood grain. (Vinyl windows, vinyl sliding patio doors and clad wood sliding patio doors come with matching screens.)

Screen colour options for clad wood windows:

- White
- Beige
- Black
- Bronze
- Chrome
- Gold
- Stainable



## Jamb Liners

Jamb liners provide a clean transition between the window and interior trim. They cover the inside surface of the side jambs, the head jambs and sill. Available in vinyl, foam filled PVC, pine, oak or pre-primed wood in sizes to fit all wall depths.

A drywall return channel, which connects to drywall or plywood used as interior jamb on the window frame, is available in 1/2" and 3/4" sizes.



Jamb Liners available in vinyl, foam filled PVC, pine, oak or pre-primed wood



Drywall Returns



# Hardware



## Windows

Casement and awning windows feature Truth Encore® multi-point locks in 6 stylish colours.



White



Black



Brushed Chrome\*



Brushed Nickel\*



Oil Rubbed Bronze\*

(\* indicates additional cost)

## Sliding Patio Doors

Vinyl and Clad Wood sliding patio doors come standard with stylish Sonoma hardware in three colours. Upgrade to Signature hardware for a choice of 5 designer colours which are available with a keylock. Design Series handles come standard with Vinyl Clad sliding doors.

### Sonoma Handle



Black

White

### Design Series Handle



White

Beige

Black

Brushed  
Chrome

Satin  
Nickel

Oil  
Rubbed  
Bronze

### Signature Handle



Matte  
Black\*

Chrome\*

Brushed  
Chrome\*

Satin  
Nickel\*

Oil  
Rubbed  
Bronze\*

Optional keylock  
available in all  
handle types\*

# WINDOWS, SLIDING PATIO DOORS & HINGED PATIO DOORS



## Hinged Patio Doors

Door handles add the finishing touch to our Signature Series hinged patio doors. We offer high quality Truth Sentry™ handles in a variety of attractive styles and finishes. Adjustable hinges in matching finishes are also available as an upgrade.



Transitional



Contemporary




Modern




Classic


### Painted Finishes




White



Beige

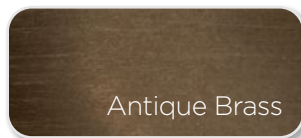


Faux Bronze




Matte Black

### Plated Finishes\*




Antique Brass



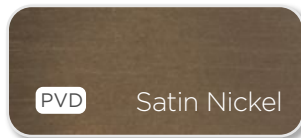
PVD

Brass



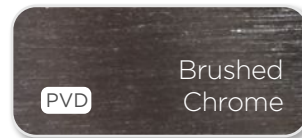
PVD

Chrome



PVD

Satin Nickel



PVD

Brushed  
Chrome



PVD

Oil Rubbed  
Bronze

**PVD** Physical Vapor Deposition - PVD finish is extremely durable and environmentally-friendly.

Colours and finishes are reproduced as accurately as printer technology allows.

\* Indicates additional cost





For more information  
visit [plygem.ca](http://plygem.ca)